

BASE ADDRESS

COM 1 : 3F8-3FF Hex

LPT1 : 3BC Hex (can not use in EPP mode)

COM 2 : 2F8-2FF Hex

LPT2 : 378 Hex

COM 3 : 3E8-3EF Hex

LPT3 : 278 Hex

COM 4 : 2E8-2EF Hex

Floppy Primary : 3F0-3F7 Hex


















Floppy Secondary : 370-377 Hex

Hard Disk Primary : 1F0-1F7, 3F6, 3F7 Hex





















Hard Disk Secondary : 170-177, 376, 377 Hex

JUMPER SETTING

JP1 : HDD/FDC address and FDC/Printer DACK Selection

HDD selection 		Enable		Disable
		Primary		Secondary
FDC selection 		Enable		Disable
		Normal mode		A&B Change
		Primary		Secondary
DACK for FDC,Printer 		DACK 1(Printer)		DACK 3(Printer)
		DACK 3(FDC)		DACK 2(FDC)

JP2 : Serial/Parallel Address and FDC DMA Selection

COM A selection 		COM 1(3F8)		COM 3(3E8)
		COM 4(2E8)		Disable
COM B selection 		COM 2(2F8)		COM 3(3E8)
		COM 4(2E8)		Disable
Printer selection 		LPT 1 (3BC)		LPT 2 (378)
		LPT 3 (278)		Disable
DMA for FDC,Printer 		DMA 1 (Printer)		DMA 3 (Printer)
		DMA 3 (FDC)		DMA 2 (FDC)

